



T

mytrends

HOME

bathroom kitchen





A suite retreat

Textural furnishings, scraped walnut floors and a dark charcoal-colored ceiling enhance the sense of intimacy that pervades this extensively remodeled master suite

There's a comment many homeowners make when they complete a renovation after living with a less-than-perfect home for several years. And it goes something like this, "Why didn't we do it sooner?"

The owners of this home had lived in it for more than 10 years before they called in interior architect Beth Kopin of Beth Kopin Interiors to redesign the master suite that had not been changed since they moved into the house.


"At 900sq ft, the existing suite was large, but far from ideal," says Kopin.

"The bathroom stepped up to a raised platform to allow for a sunken hot tub, which meant the owners couldn't enjoy what would otherwise have been a 10ft ceiling. The suite also featured a lot of built-in laminate cabinets and a shag pile carpet, so it was very dated."

Kopin says the entire suite was gutted, and the raised platform in the bathroom removed so the suite is now all on the same level. This also meant the 10ft-high ceilings could be maximized to provide a light and airy interior.

Facing page and top: A freestanding wall separates the sleeping and sitting areas in this remodeled master suite. The cabinet in the bedroom area, which was custom designed by interior architect Beth Kopin, features a mix of old barn wood and rift-cut dark oak. The ceiling is painted a charcoal shade to enhance the intimacy of the space. In contrast, the walls are painted in Benjamin Moore Revere Pewter, a lighter, silvery taupe.

Above left and right: The makeup vanity at left is at the entry to the closet, effectively making this a dressing room. Kopin also provided a linen closet in the bathroom beside the tub.



Above and facing page: Textural white rock features on the floor of the bathroom and on the walls behind the two floating vanities. It also edges the shower entry and forms a moulding around the base of the walls.

Legend to plans: 1 bedroom, 2 sitting room, 3 closets, 4 makeup vanity, 5 bathroom vanities, 6 shower, 7 bathtub, 8 linen closet, 9 toilet room.

*Story by Colleen Hawkes
Photography by Eric Hausman*



"The owners wanted the bedroom to incorporate a sitting room, so we divided the large space into two, with a freestanding wall that is open at either end. The bed is on one side, and the seating area and television on the other. Yet the spaces still feel connected."

This sense of openness is reflected in other areas as well. The bedroom has an open doorway to the bathroom, with his-and-hers vanities on either side of the entry passage. There is also an entry from the main hallway into the suite.

"I introduced another vanity-style makeup area to the entry to the large closet," says Kopin. "It's an unexpected treat that makes this area a true dressing room, not just a place to store clothes."

All the vanities feature marble tops and cantilevered rift oak cabinets with an Espresso stain. The walls behind the bathroom vanities are clad in a textural white rock that wraps down and onto the floor to provide a foot-massaging surface. This is especially effective when the heated floors are on, says Kopin.

"The client loves to have a point of difference, so we framed the shower entry and added a floor moulding in the same white rock, which has a naturally uneven edge – we didn't cut through the rock to provide a straight line."


A curvaceous tub within a bay window creates a dramatic centerpiece.

"This nook was a natural place to position the tub. It's as though the tub has its own private spot. I placed a linen closet near the tub. This features glass shelves and a mirrored backing."

The large shower is lined with narrow vertical marble tiles.

"I like to contrast the rough with the smooth," says Kopin. "Similarly, the marble wall tiles are different from the bench seats, which adds further variety."

 resources & images
46273 at [trendsideas.com](https://www.trendsideas.com)

 more by this designer
[kopin at trendsideas.com](https://www.trendsideas.com)